



Versant™ 180 Press

Simplify. Automate. Do more.



Simplify. Automate. Do more.

Enhance capabilities, increase productivity and earn a reputation for quality and creativity with the Versant™ 180 Press, all-in-one solution designed to transform your digital print operation or business.

The Versant™ 180 Press prints faster (80 ppm) on more media types, and delivers the Fuji Xerox innovation advantage with more standard features, a powerful performance option and efficiency boosting workflows to keep jobs moving with less wasted time and materials. You'll keep more jobs in-house, and with the ability to print on exciting new media types, you'll find new markets and new ways to please your customers.

More Performance

Minimise waste. Maximise productivity.

TIME-SAVING WORKFLOWS

The Versant™ 180 Press prints fast – 80 ppm – on both coated and uncoated stocks up to 220 gsm. Our 300 gsm* autoduplex eliminates time-consuming manual intervention. And with a wide array of feeding and finishing options, you can maximise uptime.

* For 221 to 300 gsm, print results are not fully assured.



CONTROL QUALITY AND SAVE TIME WITH ADVANCED SIQA*.

Advanced SIQA can save you from the hassle of adjusting alignment, density uniformity or transfer voltage. By simply scanning the printed charts, advanced SIQA will optimise the adjustment values. With advanced SIQA, operators no longer have to go through the time-consuming and iterative procedure of having to print, measure and manually adjust individual settings. The Versant™ 180 Press reduces waste and a considerable amount of operator intervention while consistently meeting image quality expectations.

*Simple Image Quality Adjustment.

Transfer voltage adjustment function

If a toner image is not optimal when transferred onto paper, you can adjust the transfer voltage by scanning the printed chart.

Determining the optimal transfer voltage is often very taxing. Advanced SIQA automatically analyses the scanned measurement chart and selects the values with the best balance for each colour. This both simplifies the adjustment process, while ensuring outstanding image quality on a range of stocks, including special stocks that are hard to handle.

Integration with FreeFlow® Digital Workflow Collection and partner solutions that deliver workflow productivity, innovation and automation, as well as variable data solutions designed to meet customer demand for personalisation and business growth.


More Quality

Earn a reputation for excellence with outstanding results.

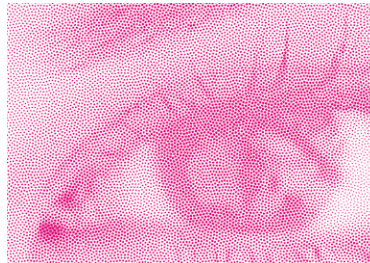
ULTRA HD IMAGE QUALITY FOR ULTRA-SATISFIED CUSTOMERS

Fuji Xerox digital presses have already been proven to deliver vibrant image resolution at 2400 x 2400 dpi for excellent sharpness and uniformity. The Versant™ 180 Press takes image quality to the next level with Ultra HD Resolution, which increases RIP resolution by sending data to the press at up to 1200 x 1200 x 10 bit.

Rendering at a higher dpi preserves fine details in graphic fills, continuous sweeps, line art and text. The more pixels moved by the RIP to the print engine, the more customer-pleasing details are visible in the job. In addition, the Stochastic screen both minimises graininess and prevents moiré patterns.



AM Screening



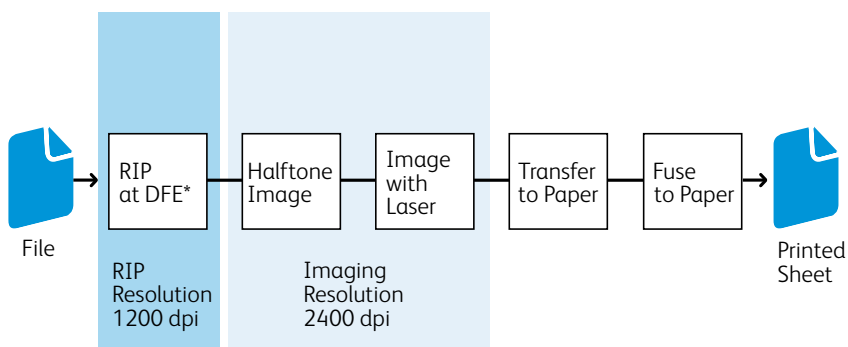
Stochastic Screening

POWERFUL COLOUR MANAGEMENT TECHNOLOGIES BUILT RIGHT IN.

Confident Colour is a collection of innovative colour management technologies, designed and refined to deliver more outstanding colour and higher quality output. Confident Colour lets you emulate a range of industry standards, like GRACol® and Fogra, and adhere to PANTONE® standards. Accurately match colours, from job to job, shift to shift, and from press to press.

ULTRA HD RESOLUTION

- Jobs are rendered at an amazing 1200 x 1200 dpi – 4X more pixels captured than the former 600 x 600 standard
- Applications are imaged at 2400 x 2400 dpi



* Digital Front End



More Versatility

Get more productive, more capable and more creative with the ability to print on a wider selection of stocks and media types.

PRINT ON A WIDER VARIETY OF STOCKS.

The ability to run a greater variety of stocks allows you to satisfy your customer's changing needs. The Versant™ 180 Press handles a wide selection of media – from 52 to 350 gsm – so you can produce an impressive range of job types.

PRINT ON SPECIALTY MEDIA AND ENVELOPES.

Give your customers the advantage of more effective direct mail campaigns with the ability to print on envelopes. Surprise and delight with the ability to print on specialty media like labels, business cards, glossy brochures, durable/synthetic papers, greeting cards, tabs, embossed, polyesters and more.

SUPPORT FOR BANNER PRINTING

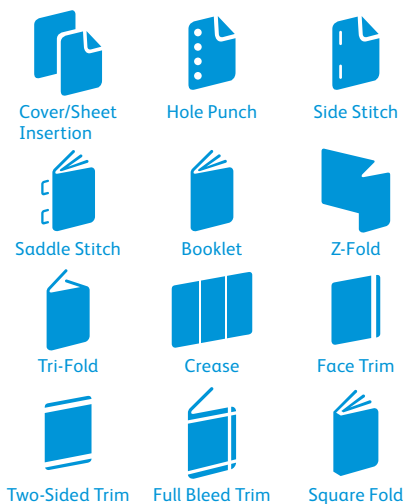
You can print on larger media with the Versant™ 180 Press, which is capable of handling paper sizes up to 660 mm in length*.

*Banner printing is also possible from the model-specified print driver which does not access the print server.

A WIDER VARIETY OF OPTIONS FOR A WIDER VARIETY OF FINISHED JOBS

As the number of jobs coming into your shop grows from a handful to dozens or even hundreds a day and as they come in more shapes and sizes, you just cannot afford to have manual labour handling each job. The Versant™ 180 Press offers a wider variety of finishing options to provide automation that keeps you productive while saving time and reducing costly errors.

[Finishing Applications]



ALLOWS BOLD DESIGN OF FULL BLEED PHOTO WITH FULL BLEED TRIMMING OF PAPER UP TO 350 GSM*

Realises beautiful booklet finish with full bleed trim corresponding to up to 350 gsm. Trims margins at the top, bottom and face edge allowing image-rich design with photo on the full bleed.

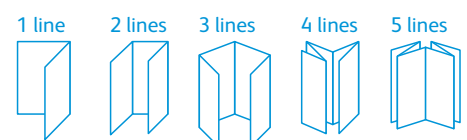
* Optional Crease/Two-sided Trimmer D2 and SquareFold® Trimmer D1 are required.

ENABLES FIVE FOLDS AND RESPONDS TO FLEXIBLY TO ACCORDION FOLDING*

Free folding lines such as mountain folds and the valley folds up to five lines enable creative products with accordion folding. Making lines before folding suppresses broken toner and maintains printing quality.

* Optional Crease/Two-sided Trimmer D2 makes folding lines. Papers should be folded manually.

[Example of creasing]



More Features That Drive Results

An integrated solution delivering performance, quality, and versatility



1 User Interface

The User Interface provides quick and easy access to Scan, Copy and Print.

2 High Capacity Feeder C3-DS

A module with two 2000-sheet trays accommodates an array of heavyweight and specialty media stocks. Auto-Tray Switching and reload-while-run capabilities optimise press time.

Available with optional 2nd High Capacity Feeder C1-DS for even more capacity and pick points.

3 Three Standard Paper Trays

Along with the bypass tray, holds 1900 sheets of paper.

4 Seamless Intermediate Belt Transfer

Provides even greater versatility, speed and reliability across a wide range of media and applications.

5 Bias Charge Rolls/ Long Life Photoreceptors

This innovation provides more uniform charge to the photoreceptor to deliver more stable print quality within a page and from page to page. Self-cleaning technology optimise press availability while maintaining high print quality standards.

6 Scanner

Automated duplex scanning at a resolution of 600 x 600 dpi at up to 200 ipm, and copying at 2400 x 2400 dpi at speeds of up to 80 ppm through the Duplex Automatic Document Feeder.



GREATER RELIABILITY WITH REMOTE SERVICE*

A suite of Remote Service increases reliability, uptime and productivity — making it easier for us to help you make your business stronger. Remote Service integrates systems and tools, and couples them with highly skilled Fuji Xerox support teams to provide proactive problem resolution and a robust underlying knowledge of your need.

- Transmit machine data to provide preventive maintenance, predict machine failure and reduce the time to fix problems.
- Monitor supplies and consumable (such as toner) levels and automatically deliver them, saving time and making sure you have what you need to keep printing.
- Automatically report billing meters, saving time and improving accuracy.

*Availability depends on location.

7

Load-While-Run “Low Gloss” Toner

Improves productivity because you don’t have to stop when loading toner. A reservoir holds enough toner to continue operation while you load new toner cartridges.

Emulsion Aggregation (EA) Low Melt Toner

Chemically grown, small, consistent particles produce greater quality while a low gloss formulation gives all your applications a smooth offset-like finish. Requires less power to fuse to a variety of stocks.

8

Compact Belt Roll Fusing Unit Assembly

Provides the uniform heat and pressure needed to fuse images on a wide variety of stocks up to 350 gsm.

9

Paper Path

With its stainless steel inversion and duplex paths, plays an important role in supporting benchmark image quality, reliability and speed. Customer-adjustable settings let you fine tune image positioning.

10

Fully Automated Output Decurler

Provides consistent and reliable output quality. Programmable settings let you define parameters for specific stocks, ensuring flat output that is ready for finishing.

11

Finisher D6 with Booklet Maker, optional folder

Produce more revenue-generating applications inline, including coated stocks, with a suite of optional finishers.

More Versatility

A wide selection of functions to serve your needs

LARGE 10.4-INCH COLOUR USER INTERFACE

Features bright, intuitive icons and easy access to all major functions directly from the home screen.



Easy-to-use control

PRINT DIRECTLY FROM PC OR USB

You can also print office documents without accessing the print server*¹, allowing you to use the Versant™ 180 Press as an office printer.

Print from any USB*² memory device for faster document delivery when you're not at your computer.

*1: Multi-model Print Driver 2
*2: Optional.

SCANNING AND COPYING THAT ARE ADVANCED, EASY AND FLEXIBLE

Scanning and copying are becoming a critical part of your workflow.

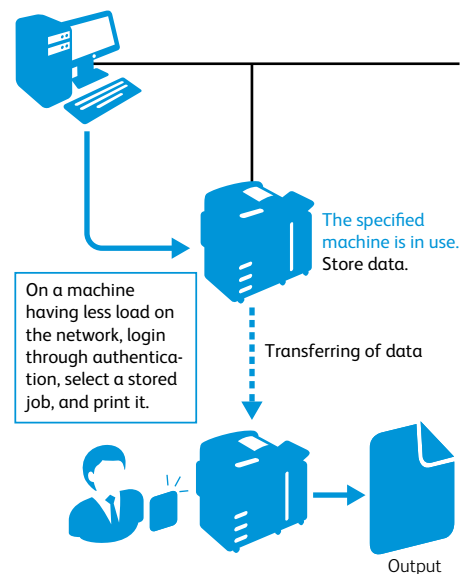
The Versant™ 180 Press is a versatile solution, giving you a variety of scanning output options and locations including scan to PC, email, folder or USB memory (optional) virtually anywhere with simplicity and security.

With optional Advanced Scan Kit, you can convert the paper documents to PDF files with searchable text information or directly convert to Microsoft® Office format – Word or Excel®.

PRINTABLE FROM ANY MACHINE ON DEMAND

After a job has been sent to the device, users can choose the "Server-less On-demand"* feature to print it from any machine on the network on demand, simply by logging onto the machine. Even if the selected device is in use, users can choose their job from another machine and print it. No dedicated server is required for this feature. It is also possible to use up to five devices in this way by grouping them – for example, by floor or workgroup.

* Optional.



PRINT SERVERS TO FIT EVERY WORKFLOW

We offer a choice of print servers, so you're sure to find one that fits your workflow. Each available print server puts a variety of colour tools, workflow capabilities, processing speeds and sophisticated colour management controls at your fingertips.

Your Fuji Xerox representative will help you choose the one that best suits your needs.

Versatile add-ons to support your evolving business.

FEEDING OPTIONS



Multi Sheet Inserter for Banner Print:

Long paper feed.
Supports sheet sizes up to 330 x 660 mm.



HCF B1:

Adds 2000 sheets of A4 (up to 220 gsm).



High Capacity Feeder B1-S:

Adds 2000 sheets in sizes of up to 330 x 488 mm (up to 300 gsm).
Storage cabinet included.



High Capacity Feeder C3-DS:

Adds 4000 sheets in sizes of up to 330 x 488 mm (up to 350 gsm).



2nd High Capacity Feeder C1-DS:

Adds 4000 sheets in sizes of up to 330 x 488 mm (up to 350 gsm).

FINISHING OPTIONS



Offset Catch Tray:

500-sheet stacking.



Long Catch Tray:

Long paper output.



Inserter D1:

Inserts cover/sheet.
Supports sheet sizes up to 330 x 488 mm and paper weight up to 350 gsm.



High Capacity Stacker:

5000-sheet stacking for long production runs.



Crease/Two-sided Trimmer D2 or Two-sided Trimmer D1:

Cuts top and bottom edges. Connection with SquareFold® Trimmer D1 allows full bleed trimming. Crease/Two-sided Trimmer D2 can make “folding lines”.



C3 Finisher or C3 Finisher with Booklet Maker:

Offers 50 sheets, stapling (one or two staples) and 2/4 or 2/3 (optional) hole punching.

Booklet Maker enables saddle stitching with centre fold for easy booklet making for up to a 16-sheet booklet and bi-fold brochure assembly.



Finisher D6, Finisher D6 with Booklet Maker, or Finisher D6 Plus:

This finishing module enables coated booklets, brochures, even more, as well as stacking and stapling. Even more versatility can be obtained with the addition of the optional hole punch, tri-fold and z-fold module for this finisher.



SquareFold® Trimmer D1:

Enhances the power of the Finisher D6 with Booklet Maker with highly desired features, such as square fold of cover sheets and face trimming to produce booklets.

Note: Long paper is fed from the Bypass Tray (standard) or Multi Sheet Inserter for Banner Print.

Note: Refer to Functions & Specifications in pages 10 and 11 for options and trays available for long paper output.

Note: For 3rd Vendor Finisher, please contact your local Fuji Xerox representative.

Versant™ 180 Press Functions & Specifications

Basic Specifications / Print Function

Item		Description
Colour Capability		Full Colour
Printing Resolution		2400 x 2400 dpi
Continuous Print Speed ^{*1}	A4	80 ppm
	A3	44 ppm
Paper Size ^{*2,3}	Tray 1, 2, 3	Standard size : Max A3, Min A5 Custom size : 140 x 182 mm to 330 x 488 mm
	Bypass Tray ^{*4} (Tray 5)	Standard size : Max A3, Min A6 Custom size : 98 x 148 mm to 330 x 660 mm
	Tray 1, 2, 3	64 to 256 gsm
Paper Weight	Bypass Tray ^{*4} (Tray 5)	52 to 300 gsm ^{*5}
	Standard	550 sheets x 3-tray + Bypass Tray ^{*4} 250 sheets
Paper Tray Capacity ^{*6}	Optional	HCF B1 2000 sheets x 1-tray High Capacity Feeder B1-S 2000 sheets x 1-tray High Capacity Feeder C3-DS 2000 sheets x 2-tray 2nd High Capacity Feeder C1-DS 2000 sheets x 2-tray
	Max	9900 sheets [Standard + High Capacity Feeder C3-DS + 2nd High Capacity Feeder C1-DS] 295 kg
Output Tray Capacity ^{*6,7}		500 sheets
Power Supply		AC200-240 V +/- 10 %, 20 A, 50/60 Hz common
Maximum Power Consumption		4.8 kW
Dimensions ^{*8}		W 1163 x D 831 x H 1391 mm
Weight ^{*8}		295 kg

*1: When continuously printing a single document. 52 to 220 gsm, uncoated paper. Print speed may be reduced depending on conditions of output data, on whether auto image quality adjustment is performed, on whether the job includes a mixture of paper sizes and types, and other reasons. *2: Image loss width : Lead edge 4.0 mm, Trail edge 2.0 mm, Front 2.0 mm, Rear 2.0 mm. *3: Multi-model Print Driver 2 and the model-specified print driver, allowing you to print directly without using a print server, are also available. When using Multi-model Print Driver 2, paper size from 148 x 210 mm to 297 x 432 mm can be handled. *4: Multi Sheet Inserter for Banner Print is also available for stable long paper feeding (optional). *5: 52 to 220 gsm for long paper. *6: 90 gsm paper. *7: Offset catch tray. *8: Includes main unit and Large Size UI panel. Excludes output tray and external print server. With the Bypass Tray closed.

Scan Function

Item		Description
Scan Resolution		600 x 600 dpi, 400 x 400 dpi, 300 x 300 dpi, 200 x 200 dpi
Scan Speed		Same as the "Scan Speed" for the Duplex Automatic Document Feeder.
Scanning Method		Store to folder (TWAIN Interface support)
		Scan to print server (TWAIN Interface support)
		Scan to PC
		Scan to e-mail

Copy Function

Item		Description
Scan Resolution		600 x 600 dpi
Printing Resolution		2400 x 2400 dpi (High Resolution Photo) 600 x 600 dpi (Text / Text-Photo / Photo / Map)
First Copy	B/W	5.2 sec. or less (A4 / Monochrome priority mode)
Output Time	Colour	9.0 sec. or less (A4 / Colour priority mode)

Duplex Automatic Document Feeder

Item		Description
Original Size ^{*1} / Paper Weight		Max: A3, Min: A5 38 to 200 gsm (In Duplex: 50 to 200 gsm)
Capacity ^{*2}		250 sheets
Scan Speed ^{*3}	Copy	B/W: 75 sheets/minute, Colour: 75 sheets/minute (A4 LEF, 1 sided)
	Scan	B/W: 100 sheets/minute, Colour: 100 sheets/minute (1 pass, 2 sided scanning: B/W: 200 ppm, Colour: 200 ppm) [Fuji Xerox Standard Paper (A4), 200 dpi, to Folder.]

*1: 140x140 mm to 297x432 mm for custom size. *2: 80 gsm paper. *3: The scanning speed varies depending on the documents.

HCF B1 (Optional)

Item		Description
Paper Size		Standard size : Max A4, Min B5
Paper Weight		64 to 220 gsm
Feeding Capacity / Number of Tray ^{*1}		2000 sheets x 1-tray
Dimensions		W 389 x D 610 x H 377 mm
Weight		29 kg

*1: 90 gsm paper.

Offset Catch Tray (Optional)

Item	Description
Paper Size	Standard size : Max A3, Min A6 Custom size : 98 x 148 mm to 330 x 660 mm
Paper Weight	52 to 350 gsm ^{*1}
Paper Capacity ^{*2}	500 sheets

*1: 52 to 220 gsm for long paper. *2: 90 gsm paper.

Long Catch Tray (Optional)

Item	Description
Paper Size	Standard Size: Max A3, Min A6 Custom Size: 98 x 148 mm to 330 x 660 mm
Paper Weight	52 to 350 gsm ^{*1}
Paper Capacity ^{*2}	300 sheets (Paper length 488 mm or less) 100 sheets (Paper length 488.1 mm or more)

*1: 52 to 220 gsm for long paper. *2: 82 gsm paper.

High Capacity Feeder B1-S (Optional)

Item		Description
Paper Size ^{*1}		Standard size : Max A3, Min A6 Custom size : 100 x 148 mm to 330 x 488 mm
Paper Weight		52 to 300 gsm
Feeding Capacity / Number of Tray ^{*2}		2000 sheets x 1-tray
Power Supply		AC 100 - 120 V +/- 10 %, 2.5 A / AC 220 - 240 V +/- 10 %, 1.5 A, 50/60 Hz common
Maximum Power Consumption		360 W
Dimensions		W 988 x D 762 x H 992 mm
Weight ^{*3}		190 kg

*1: When setting main scanning 100 to 182 mm paper, Post Card Kit is required. *2: 90 gsm paper. *3: Including Bypass Tray and Large Size UI panel.

High Capacity Feeder C3-DS (Optional)

Item		Description
Paper Size ^{*1}		Standard size : Max A3, Min A6 Custom size : 98 x 148 mm to 330 x 488 mm
Paper Weight		52 to 350 gsm
Feeding Capacity / Number of Tray ^{*2}		2000 sheets x 2-tray
Power Supply		AC 100 - 120 V +/- 10 %, 6 A / AC 220 - 240 V +/- 10 %, 4 A, 50/60 Hz common
Maximum Power Consumption		880 W
Dimensions		W 988 x D 762 x H 992 mm
Weight ^{*3}		245 kg

*1: When setting main scanning 98 to 182 mm paper, Post Card Kit is required. *2: 90 gsm paper. *3: Including Bypass Tray and Large Size UI panel.

2nd High Capacity Feeder C1-DS (Optional)

Item		Description
Paper Size ^{*1}		Standard size : Max A3, Min A6 Custom size : 98 x 148 mm to 330 x 488 mm
Paper Weight		52 to 350 gsm
Feeding Capacity / Number of Tray ^{*2}		2000 sheets x 2-tray
Power Supply		AC 100 - 120 V +/- 10 %, 5 A / AC 220 - 240 V +/- 10 %, 3 A, 50/60 Hz common
Maximum Power Consumption		660 W
Dimensions		W 988 x D 762 x H 992 mm
Weight		235 kg

*1: When setting main scanning 98 to 182 mm paper, Post Card Kit is required. *2: 90 gsm paper.

Interface Decurler Module D1 / Interface Decurler Module (ILS) (Optional)

Item	Interface Decurler Module D1	Interface Decurler Module (ILS)
Power Supply	AC100-240 V +/- 10 %, 2.5 A (100 V) / 1 A (240 V), 50/60 Hz common	AC100-240 V +/- 10 %, 3 A (100 V) / 1.5 A (240 V), 50/60 Hz common
Maximum Power Consumption	250 W	360 W
Dimensions	W 340 x D 725 x H 992 mm	W 340 x D 725 x H 992 mm
Weight	40 kg	47 kg

Note: Interface Decurler Module D1 or Interface Decurler Module (ILS) is necessary for connecting the Finisher D6, Finisher D6 Plus, Finisher D6 with Booklet Maker or High Capacity Stacker to the Versant™ 180 Press. Performance Package option requires Interface Decurler Module (ILS).

Inserter D1 (Optional)

Item		Description
Paper Size		Standard size : Max A3, Min A5 Custom size : 182 x 148 mm to 330 x 488 mm
Paper Weight		52 to 350 gsm
Paper Capacity ^{*1}		250 sheets
Power Supply		Supplied from the Interface Decurler Module D1 or Interface Decurler Module (ILS)
Dimensions		W 700 ^{*2} x D 725 x H 1235 mm
Weight		45 kg

Note: Finisher D6, Finisher D6 Plus, Finisher D6 with Booklet Maker or High Capacity Stacker is required.

*1: 82 gsm paper. *2: The width of the paper transfer part only when connected to the device is 165 mm.

High Capacity Stacker (Optional)

Item		Description
Paper Capacity ^{*1}	Output Tray	500 sheets
	High Capacity Stacker - Stacker Cart	5000 sheets
Paper Size	Output Tray	Standard size : Max A3, Min A6 Custom size : 98 x 148 mm to 330 x 660 mm
	High Capacity Stacker - Stacker Cart	Standard size : Max A3, Min B5 Custom size : 203 x 182 mm to 330 x 488 mm
Paper Weight	Output Tray	52 to 350 gsm ^{*2}
	High Capacity Stacker - Stacker Cart	52 to 300 gsm
Power Supply		AC100-240 V +/- 10 %, 1.5 A (100 V) / 0.8 A (240 V), 50/60 Hz common
Maximum Power Consumption		192 W
Dimensions		W 800 x D 725 x H 1042 mm
Weight		155 kg

Note: Interface Decurler Module D1 or Interface Decurler Module (ILS) is required.

*1: 80 gsm paper. *2: 52 to 220 gsm for long paper.

C3 Finisher / C3 Finisher with Booklet Maker (Optional)

Item		C3 Finisher	C3 Finisher with Booklet Maker
Type	Output Tray	Sort (Offset available) / Stack (Offset available)	
	Finishing Tray	Sort (Offset available) / Stack (Offset available)	
	Booklet Tray	-	Sort / Stack
Paper Size	Output Tray	Standard size : Max A3, Min A6 Custom size : 98 x 148 mm to 330 x 660 mm	
	Finishing Tray	Standard size : Max A3, Min B5 Custom size : 203 x 182 mm to 330 x 488 mm	
	Booklet Tray	-	Standard size : Max A3, Min B5 Custom size : 182 x 257 mm to 330 x 457 mm
Paper Weight	Output Tray	52 to 350 gsm ^{*1}	
	Finishing Tray	52 to 350 gsm	
	Booklet Tray	-	60 to 300 gsm
Paper Capacity ^{*2}	Output Tray	500 sheets (A4)	
	Finishing Tray	[Without Stapling] A4 : 3000 sheets B4 or larger : 1500 sheets Mixed size stacking ^{*3} : 300 sheets	[Without Stapling] A4 : 1500 sheets B4 or larger : 1500 sheets Mixed size stacking ^{*3} : 300 sheets
		[With Stapling] A4 : 200 sets (Single stapling), 100 sets (Dual stapling) or 3000 sheets B4 or larger : 100 sets or 1500 sheets Mixed size stacking ^{*3} : 70 sets or 200 sheets	[With Stapling] A4 : 200 sets (Single stapling), 100 sets (Dual stapling) or 1500 sheets B4 or larger : 100 sets or 1500 sheets Mixed size stacking ^{*3} : 70 sets or 200 sheets
		-	20 sets
Staple ^{*5}	Capacity	50 sheets / 65 sheets ^{*4} (90 gsm or less)	
	Paper Size	Standard size : Max A3, Min B5 Custom size : 203 x 182 mm to 297 x 432 mm	
	Position	Single stapling, Dual stapling	
Punch ^{*4}	Number of Holes ^{*6}	2-hole / 4-hole punch or 2-hole / 3-hole punch (US Specifications)	
	Paper Size	Max A3 Min B5 (2-hole punch, 3-hole punch), A4 (4-hole punch)	
	Paper Weight	52 to 200 gsm	
Booklet Finishing	Capacity ^{*7}	-	Saddle Staple : 16 sheets Middle-Fold : 5 sheets Single Fold : 1 sheet
	Paper Size	-	Standard size : Max A3, Min B5 Custom size : 182 x 257 mm to 330 x 457 mm
	Paper Weight	-	Saddle Staple : 60 to 300 gsm Middle-Fold : 60 to 220 gsm Single Fold : 60 to 220 gsm
Dimensions		W 834 x D 589 x H 1056 mm	W 894 x D 589 x H 1056 mm
Weight		47 kg	64 kg

*1: 52 to 220 gsm for long paper. *2: 80 gsm paper. *3: When larger size sheets are stacked on top of smaller size sheets.
*4: Optional. *5: Stapling supports paper up to 300 gsm. *6: The possible number of holes depends on the paper size.
*7: The capacity can decrease depending on type and weight of paper being used and other conditions.

Crease/Two-sided Trimmer D2 / Two-sided Trimmer D1 (Optional)

Item		Crease/Two-sided Trimmer D2	Two-sided Trimmer D1
Two-sided Trim	Paper Size	Standard size: Max A3, Min A4 Custom size: 194 x 210 mm to 330 x 488 mm	
	Paper Weight	52 to 350 gsm	
	Trim dimensions	One side: 6 to 25 mm	
Crease	Paper Size	Standard size: Max A3, Min B5 Custom size: 182 x 210 mm to 330 x 488 mm	-
	Paper Weight	60 to 350 gsm ^{*1}	-
	Number of lines	1 to 5	-
Power Supply		AC100-240 V +/- 10 %, 4 A (100 V) / 2 A (240 V), 50/60 Hz common	
Maximum Power Consumption		480 W	
Dimensions		W 605 x D 725 x H 992 mm	
Weight		128 kg	118 kg

Note: Finisher D6, Finisher D6 Plus or Finisher D6 with Booklet Maker is required. Only Crease/Two-sided Trimmer D2 have crease function. *1: Up to 300 gsm is supported for booklet finishing. 157 gsm or more is supported for single sheet.

Folder Unit

Item		Folder Unit CD1	Folder Unit CD2
Z Fold Half Sheet	Paper Size	A3, B4	A3, B4
	Paper Weight	60 to 90 gsm	60 to 90 gsm
Tri-Fold	Paper Size	A4	A4
	Paper Weight	60 to 90 gsm	60 to 90 gsm
	Paper Capacity ^{*1}	30 sheets	30 sheets
Power Supply		AC 100 - 127 V +/- 10 %, 1 A / AC 200 - 240 V +/- 10 %, 0.6 A, 50/60 Hz common	AC 100 - 127 V +/- 10 %, 1 A / AC 200 - 240 V +/- 10 %, 0.6 A, 50/60 Hz common
Maximum Power Consumption		120 W	120 W
Dimensions		W 235 x D 726 x H 992 mm	W 235 x D 726 x H 992 mm
Weight		53 kg	55 kg

Note: Folder Unit CD1 is option for C3 Finisher and C3 Finisher with Booklet Maker. Folder Unit CD2 is option for Finisher D6, Finisher D6 Plus and Finisher D6 with Booklet Maker. *1: 82 gsm paper.

Finisher D6 / Finisher D6 Plus / Finisher D6 with Booklet Maker (Optional)

Item		Finisher D6	Finisher D6 Plus	Finisher D6 with Booklet Maker
Type	Output Tray	Sort / Stack		
	Finishing Tray	Sort (Offset available) / Stack (Offset available)		
	Booklet Tray	-	-	Sort / Stack
Paper Size	Output Tray	Standard size : Max A3, Min A6 Custom size : 98 x 148 mm to 330 x 660 mm		
	Finishing Tray	Standard size : Max A3, Min A5 Custom size : 148 x 148 mm to 330 x 488 mm		
	Booklet Tray	-	-	Standard size : Max A3, Min B5 Custom size : 182 x 257 mm to 330 x 488 mm
Paper Weight	Output Tray	52 to 350 gsm ^{*1}		
	Finishing Tray	52 to 350 gsm		
	Booklet Tray	-	-	60 to 300 gsm
Paper Capacity ^{*2}	Output Tray	500 sheets		
	Finishing Tray	[Without Stapling] A4: 3000 sheets B4 or larger: 1500 sheets Mixed size stacking ^{*3} : 350 sheets [With Stapling] A4: 200 sets or 3000 sheets B4 or larger: 100 sets or 1500 sheets	[Without Stapling] A4: 2000 sheets B4 or larger: 1500 sheets Mixed size stacking ^{*3} : 350 sheets [With Stapling] A4: 200 sets or 2000 sheets B4 or larger: 100 sets or 1500 sheets	
	Booklet Tray	-	-	20 sets ^{*4}
	Capacity	100 sheets ^{*5} (90 gsm or less)		
Staple	Paper Size	Standard size : Max A3, Min A5 Custom size : 182 x 148 mm to 297 x 432 mm		
	Position	Single stapling, Dual stapling, Four-position stapling		
Punch ^{*7}	Number of Holes ^{*6}	2-hole / 4-hole punch or 2-hole / 3-hole punch (US Specifications)		
	Paper Size	Standard size : Max A3, Min B5 (2-hole punch, 3-hole punch), A4 (4-hole punch) Custom size : 203 x 182 mm to 297 x 431 mm		
	Paper Weight	52 to 220 gsm		
Booklet Finishing	Capacity ^{*8}	-	-	Saddle Staple: 30 sheets Middle-Fold: 5 sheets Single Fold: 1 sheet
	Paper Size	-	-	Standard size : Max A3, Min B5 Custom size : 182 x 257 mm to 330 x 488 mm
	Paper Weight	-	-	60 to 300 gsm
Power Supply		AC 100 - 127 V +/- 10 %, 3 A, 50/60 Hz common AC 200 - 240 V +/- 10 %, 1.8 A, 50/60 Hz common		
Maximum Power Consumption		360 W		
Dimensions		W 855 x D 725 x H 1200 mm	W 855 x D 725 x H 1200 mm	W 892 x D 725 x H 1200 mm
Weight		85 kg	90 kg	105 kg

Note: Interface Decurler Module D1 or Interface Decurler Module (ILS) is required.

*1: 52 to 220 gsm for long paper. *2: 82 gsm paper. *3: When larger size sheets are stacked on top of smaller size sheets.
*4: When over 17 sheets/set, the booklet tray capacity is 16 sets. *5: 65 sheets for sizes exceeding A4. *6: The possible number of holes depends on the paper size. *7: Optional. *8: The capacity can decrease depending on type and weight of paper being used and other conditions.

SquareFold® Trimmer D1 (Optional)

Item		Description
Paper Size		Same as the paper size of the Finisher D6 booklet tray.
Paper Weight		Same as the paper weight of the Finisher D6 booklet tray.
Number of sheets for trim and square fold ^{*1}	Trim	Saddle Staple : 30 sheets, Middle-Fold : 5 sheets, Single Fold : 1 sheet
	Square Fold	Saddle Staple : 30 sheets
Booklet Tray Capacity ^{*2}		20 sets (15 sheets bind and below), 15 sets (16 sheets bind and above)
Power Supply		AC 100 - 240 V +/- 10 %, 0.8 A (100 V) / 0.4 A (240 V), 50/60 Hz common
Maximum Power Consumption		96 W
Dimensions		W 1066 x D 725 x H 552 mm
Weight		100 kg

Note: Finisher D6 with Booklet Maker is required.

*1: Square folding is not supported for single-folding, middle-folding and saddle stapling of less than 5 sheets. The capacity can decrease depending on type and weight of paper being used and other conditions. *2: Paper may not be accepted depending on paper type and other usage conditions.

Finishing Transport (Optional)

Item	Description
Power Supply	AC100-240 V +/- 10 %, 5 A (100 V) / 2 A (240 V), 50/60 Hz common
Dimensions	W 593 x D 652 x H 1004 mm
Weight	65 kg

Note: Finishing Transport and Finisher D6 Plus are required for connecting 3rd Vendor Finisher to the Versant™ 180 Press.

Notes

- Functional spare parts will be available for at least 7 years after the product is no longer manufactured.
- To comply with paper weight specifications, it is recommended to use Fuji Xerox recommended paper. Document may not be printed correctly depending on usage conditions.

Check out
the video!


Shoot an image close to this mark with your smart phone held above it, and you can view the related content.
Download Fuji Xerox's SkyDesk Media Switch app to access the service. For details, see the steps shown below.

SkyDesk Media Switch*

* SkyDesk Media Switch is an application to access to our online service, 'SkyDesk Media Switch'.
Shooting an image with the marking will show you the related content. For details, refer to our official website.



HOW TO USE THE APP

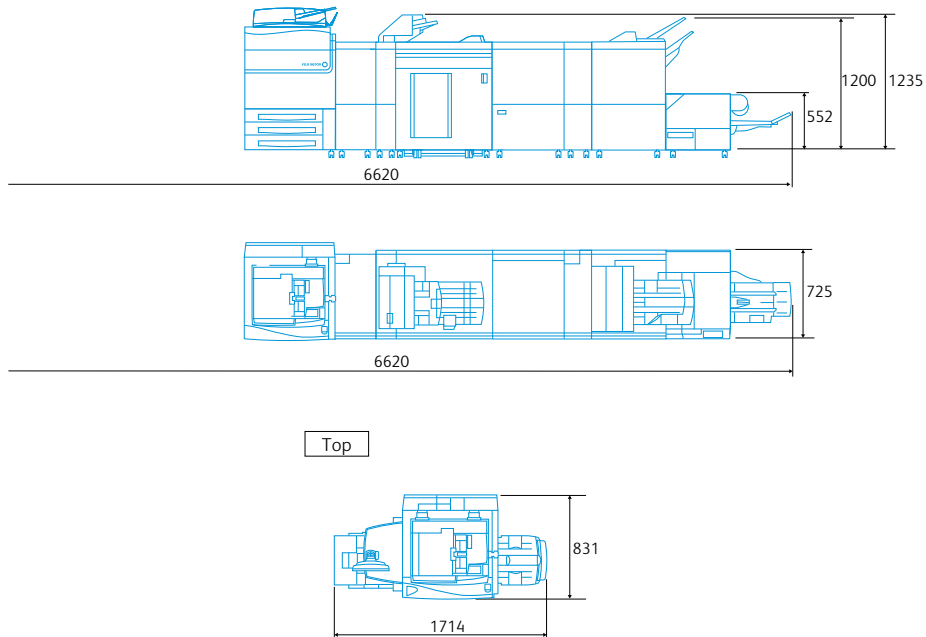
Start the app and enter 'Fuji Xerox' in the search box. Select 'Fuji Xerox Introduction' from the search result. Tap the camera icon to activate the shooting mode, and shoot the image below the marking, enclosed by . Make sure the whole image is placed within the guide. Submitting the image will direct you to the content.



Application is named SkyDesk Media Switch in the Asia Pacific, while same app is named Sorata Media Switch in Europe and America.

Dimensions

unit: mm



* The dimension diagram includes the width of connectors and protrusions between the printer unit and various options.

App Store is the name of an Apple Inc. service where application software for iPhone, iPad, and iPod touch can be downloaded. Google Play is a trademark of Google LLC. All product names and company names mentioned in this brochure are trademarks or registered trademarks of their respective companies. The product specifications, appearance and other details in this brochure are subject to change without notice for improvements.

Reproduction Prohibitions Please note that reproduction of the following is prohibited by law : Domestic and foreign currencies, government-issued securities, and national bonds and local bond certificates. Unused postage stamps, post cards, etc. Certificate stamps stipulated by law. Reproducing works forming the subject matter of copyright (literary works, musical works, paintings, engravings, maps, cinematographic works, drawings, photographic works, etc.) is not permitted unless the reproduction is for the purpose of personal use, family use or other similar uses within a limited circle.



For Your Safety

Before using the product, read the Instruction Manual carefully for proper use. Use the product with the power source and voltage specified. Be sure to establish ground connection. Otherwise, electronic shock may result in the case of a failure or short circuit.

For more information or detailed product specifications,

Please call us on 02 8917 1700 or visit us at fxsydney.com.au

FUJI XEROX BUSINESS CENTRE SYDNEY

25 Castle Street, North Parramatta NSW 2151

ABN: 94 138 118 126

FUJI xerox 

Authorised Dealer